

QVEE
AUTOMOTIVE | MINING | MARINE

Large Toyota Style
Worklight ON/OFF Switch
#QVSWHL2BL

www.qvee.com.au

DESCRIPTION

The QVSWHL2 push button ON/OFF switches are designed as a direct replacement for Toyota Hilux or Landcruiser.

Comes with wiring harness and has a green LED illumination.

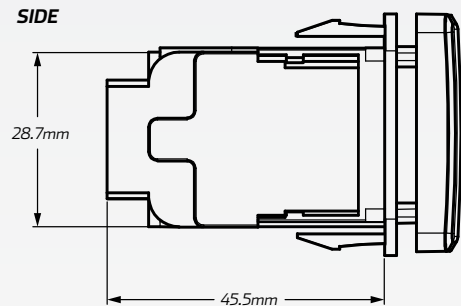
Great look for any fit out.



TECHNICAL SPECIFICATIONS

Flame Retardant Rating	• UL94 - V0
Voltage Input	• 12V Input
Amperage Rating	• 3 A
LED Current Draw	• Less than 0.25 W
LED Colour	• Green LED Illumination
Applications	• 4WD's, RV's, ATV's, Cars, Trucks, Agricultural Machinery, Earthmoving Equipment.

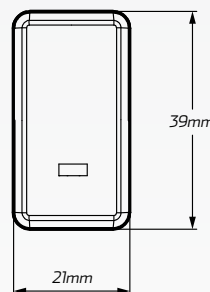
DIMENSIONS



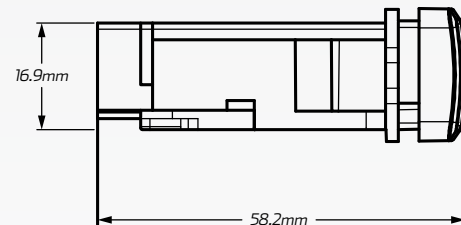
MODEL

- 75, 76, 78, 79, 100 Series Landcruiser
- 2005 - 2013 Hi-Ace
- 2005 - 2015 Hilux (Non SR5's)
- 2014 - 2015 Hilux SR5
- 2003 - 2009 Prado 120 Series

FRONT



TOP



WIRING HARNESS

