

**QVEE**  
AUTOMOTIVE | MINING | MARINE

Square Toyota Style  
Worklight ON/OFF Switch  
#QVSWPL2BBL

www.qvee.com.au



**DESCRIPTION**

The QVSWPL2B push button ON/OFF switches are designed as a direct replacement for the latest Toyota Landcruiser and Prado.

Comes with wiring harness and has a blue LED illumination.

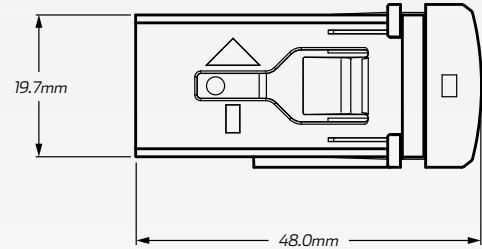
Great look for any fit out.

**TECHNICAL SPECIFICATIONS**

Flame Retardant Rating	• UL94 - V0
Voltage Input	• 12V Input
Amperage Rating	• 3 A
LED Current Draw	• Less than 0.25 W
LED Colour	• Blue LED Illumination
Applications	<ul style="list-style-type: none"> <li>• 4WD's, RV's, ATV's, Cars</li> <li>• Trucks, Agricultural Machinery</li> <li>• Earthmoving Equipment.</li> </ul>

**DIMENSIONS**

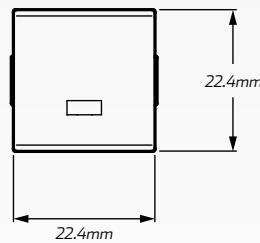
**SIDE**



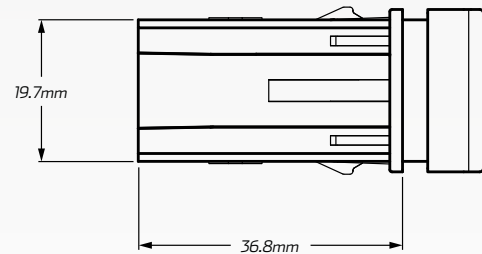
**MODEL**

1	• 2018 - Current 200 Series Landcruiser
2	• 2018 - Current Prado

**FRONT**



**TOP**



**WIRING HARNESS**

- Switch Activation Input: Green
- Output: Red
- Backlight Input: Red
- Ground: Black

