


QVEE

AUTOMOTIVE | MINING | MARINE

www.qvee.com.au

Small Toyota Switch Bracket

#QVSWPRB



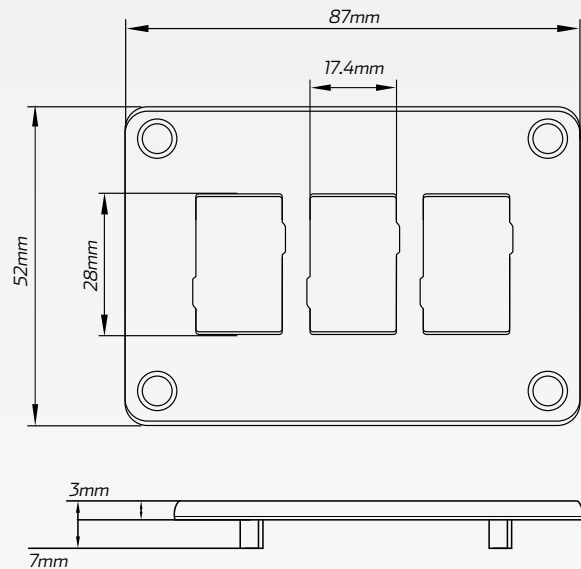
DESCRIPTION

The QVSWPRB flush brackets are designed as a direct replacement brackets for Toyota Prado and 200 series LandCruisers

Suits the smaller style QVSWPRB Toyota switches of any type and is easy to install. Great for any fit out.

TECHNICAL SPECIFICATIONS

Panel Material	• Polycarbonate
Switch Hole Size	• 17.4mm W x 28mm H
Screws Diameter	• 5mm



• Dimension diagram is based of #QVSWPRB3

MODEL

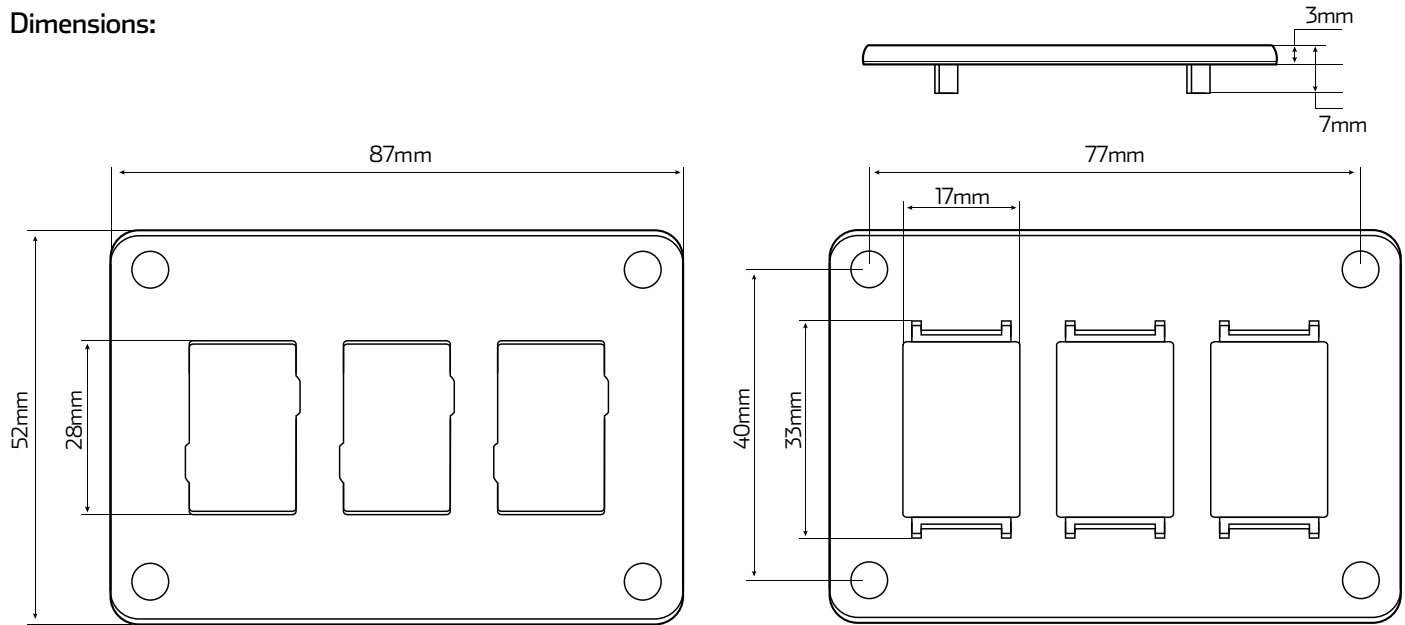
1	• 2016 Hilux
2	• 2008 - Current 200 Series LandCruiser
3	• 2010 - Current 150 Prado
4	• 2015 - Current Tundra 2015

Part Name	Part No.	Dimensions	Description
• 2 Way Large Toyota Switch Bracket	• QVSWPRB2	• 66mm W x 52mm H	• 2 way flush mount switch bracket to suit large Toyota switches
• 3 Way Large Toyota Switch Bracket	• QVSWPRB3	• 87mm W x 52mm H	• 3 way flush mount switch bracket to suit large Toyota switches
• 4 Way Large Toyota Switch Bracket	• QVSWPRB4	• 113mm W x 52mm H	• 4 way flush mount switch bracket to suit large Toyota switches

3 WAY SMALL TOYOTA SWITCH BRACKET

Dimension Diagram

Dimensions:



*To avoid warranty issues QVEE recommends our products are fitted by a qualified Auto Electrician.