

QVEE
AUTOMOTIVE | MINING | MARINE

18W High Powered LED
Worklight - Flood Beam
#QVWLR18

www.qvee.com.au

DESCRIPTION

The QVEE 18W high powered LED work light has 6 x 3W high quality CREE® LED's, producing a super white light close to daylight.

Features a Heavy duty die-cast heat sink housing with low clearance, heat dispersion and an impact resistant polycarbonate lens. Fitted with a waterproof connector and stainless steel bracket and fittings.

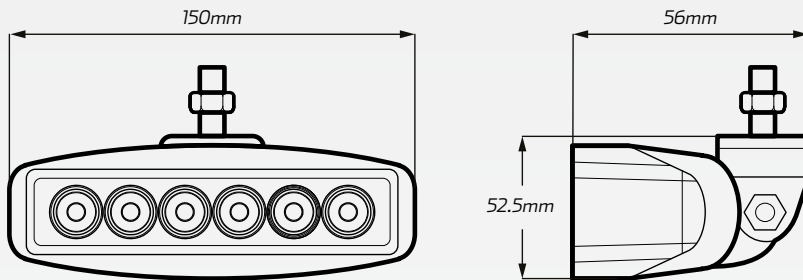

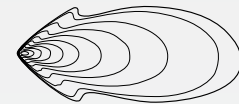
An ideal lamp in applications where high illumination is a must.



ACCESSORIES

- 1 x DT Deutsch Connector
- 1 x Stainless Steel Mounting Bracket

FLOOD



TECHNICAL SPECIFICATIONS

Voltage	• 9- 32 Volt / 18W
Current Rating	• 1.5A @ 12V, 0.75A @ 24V
IP Rating	• IP68 Rated
Raw Lumens	• 1,620 Lumens
Efficient Lumens	• 1,440 Lumens
LED Count	• 6 x 3W High Powered CREE® LED's
Lens Material	• Polycarbonate Lens
Body Material	• Die-cast Aluminium Housing
Beam Coverage	• Flood Beam
Colour Temperature	• 6000 K
Operating Temperature	• -45°C to 85°C
Dimensions	• 150mm L x 52.5mm H x 56mm D

BEAM COVERAGE

