

**QVEE** 30W Round High Powered LED Worklight - Flood Beam  
AUTOMOTIVE | MINING | MARINE #QVWLR30F

www.qvee.com.au



**DESCRIPTION**

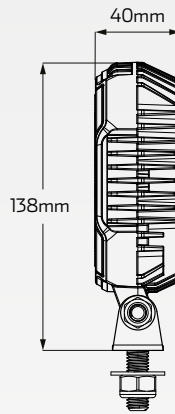
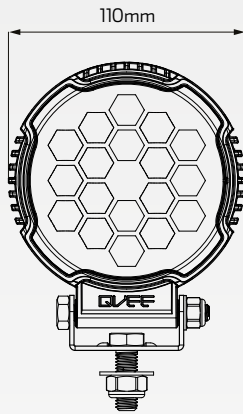
QVEE 30W high powered round LED worklight. Equipped with 18 x high powered LED's with a total output of 3200 lumens. Designed with durability in mind, boasting IP68 rated water & dust protection, die-cast aluminium housing, polycarbonate lens & stainless steel fittings. A reliable compact worklight solution for even the harshest weather and road conditions.

**DIMENSIONS**

10V  
32V

IP68

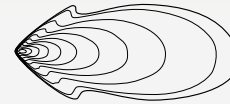
ECE  
COMPLIANT



**ACCESSORIES**

- Mounting bolt
- Stainless steel fittings

**FLOOD**



**TECHNICAL SPECIFICATIONS**

Voltage	• 10 - 32 Volt DC
Wattage	• 30 Watt
IP Rating	• IP68 Rated
Raw Lumens	• 3,200 Lumens
Effective Lumens	• 2,800 Lumens
LED Count	• 18 x High Powered LED's
Colour Temperature	• 6500K
Vibration Resistance	• 15 Grms 24-2000Hz
Shock Resistance	• 60G
Operating Temperature	• -30°C to 65°C
Dimensions	• 110mm W x 138mm H x 40mm D
Approvals	• ECE R10, CISPR25 Class 3, RoHS, CE

**BEAM COVERAGE**  
(Beam coverage at 60°)

